

PRESENTS

Future of Aluminium in Transportation Sector

An industry analysis with forecasts to 2027



Content

E	Executive Summary	06
I	Introduction	09
II	World aluminium usage – An overview	12
III	Aluminium in Transportation – Applications and Developments	14
3.1	Passenger cars	14
3.2	Commercial vehicles	18
3.3	Motorbikes	19
3.4	Aerospace	20
3.5	Rail transport	21
3.6	Marine	23
3.7	Bicycle	25
IV	Aluminium usage in Transportation by region	26
4.1	Overview	26
4.2	North America	27
4.2.1	North America: Aluminium usage in transportation by end-use	27
4.2.2	North America: Aluminium usage in transportation by product type	31
4.3	South America	33
4.3.1	South America: Aluminium usage in transportation by end-use	33
4.3.2	South America: Aluminium usage in transportation by product type	35
4.4	Europe	37
4.4.1	Europe: Aluminium usage in transportation by end-use	37
4.4.2	Europe: Aluminium usage in transportation by product type	42
4.5	China	43
4.5.1	China: Aluminium usage in transportation by end-use	43
4.5.2	China: Aluminium usage in transportation by product type	47
4.6	Rest of Asia Pacific	48
4.6.1	Rest of Asia Pacific: Aluminium usage in transportation by end-use	49
4.6.2	Rest of Asia Pacific: Aluminium usage in transportation by product type	51

4.7	Middle East & Africa	53
4.7.1	Middle East & Africa: Aluminium usage in transportation by end-use	54
4.7.2	Middle East & Africa: Aluminium usage in transportation by product type	55
V	Conclusion	57

List of

Table

3.1	Forecast global aluminium usage in transportation by end-use sectors, 2021-2027 (000 tonnes)	14
3.2	Application of aluminium in passenger cars	15
4.1	Forecast global aluminium usage in transportation by region, 2021-2027 (000 tonnes)	26
4.2	North America: Forecast aluminium usage in transportation by end-use sectors, 2021-2027 (000 tonnes)	27
4.3	North America: passenger car production, 2019-2021 (million nos.)	28
4.4	North America: Forecast aluminium usage in transportation by product type, 2021-2027 (000 tonnes)	31
4.5	South America: Forecast aluminium usage in transportation by end-use sectors, 2021-2027 (000 tonnes)	33
4.6	South America: Forecast aluminium usage in transportation by product type, 2021-2027 (000 tonnes)	35
4.7	Europe: Forecast aluminium usage in transportation by end-use sectors, 2021-2027 (000 tonnes)	38
4.8	Europe: passenger car production, 2019-2021 (million nos.)	38
4.9	EU: Aluminium usage in passenger cars by product type, 2019 vs 2025 (kg / passenger car)	39
4.10	Europe: Forecast aluminium usage in transportation by product type, 2021-2027 (000 tonnes)	42
4.11	China: Forecast aluminium usage in transportation by end-use sectors, 2021-2027 (000 tonnes)	44
4.12	China: passenger car production, 2019-2021 (million nos.)	45
4.13	China: Forecast aluminium usage in transportation by product type, 2021-2027 (000 tonnes)	47

4.14	Rest of Asia Pacific: Forecast aluminium usage in transportation by end-use sectors, 2021-2027 (000 tonnes)	49
4.15	Rest of Asia Pacific: Passenger car production, 2019-2021 (million nos.)	49
4.16	Rest of Asia Pacific: Forecast aluminium usage in transportation by product type, 2021-2027 (000 tonnes)	52
4.17	Middle East & Africa: Forecast aluminium usage in transportation by end-use sectors, 2021-2027 (000 tonnes)	54
4.18	Middle East & Africa: Forecast aluminium usage in transportation by product type, 2021-2027 (000 tonnes)	55

List of

Figures

E.1	Trend in aluminium usage in transportation, 2011-2021 (000 tonnes)	06
E.2	Forecast global aluminium usage in transportation by region, 2022 vs 2027 (%)	07
E.3	Forecast global aluminium usage in transportation by end-use, 2022 vs 2027 (%)	08
E.4	Forecast global aluminium usage in transportation by-products, 2022 vs 2027 (%)	08
2.1	World aluminium usage, 2020-2022 (million tonnes)	12
2.2	World aluminium usage by end-use sectors, 2022 (%)	13
3.1	Usage of aluminium across different aircraft models, (%)	21
4.1	Aluminium usage in transportation by region, 2022 (%)	26
4.2	North America: aluminium usage in the transportation sector, 2022 vs 2027 (million tonnes)	27
4.3	USA: New electric car sales (BEV and PHEV), 2010-2021 (000 units)	28
4.4	North America: aluminium usage in passenger cars, 2022 (kg/passenger car)	29
4.5	North America: Forecast aluminium usage in transportation by product type, 2022-2027 (000 tonnes)	32
4.6	South America: aluminium usage in the transportation sector, 2022 vs 2027 (million tonnes)	33
4.7	South America: Forecast aluminium usage in transportation by product type, 2022-2027 (000 tonnes)	36
4.8	North America: aluminium usage in the transportation sector, 2022 vs 2027 (million tonnes)	37

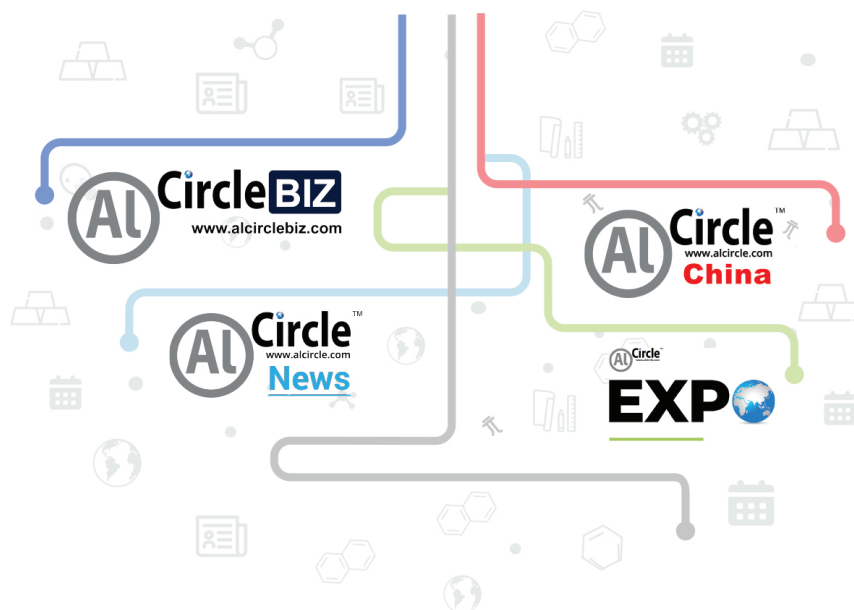


4.9	EU28: Electric vehicle production, 2016-2025 (million nos.)	39
4.10	Europe: Aluminium usage in passenger cars by parts, 2019 (%)	40
4.11	Likely shifts in aluminium content in passenger car parts, 2019 to 2025 (Kg/vehicle)	40
4.12	China: aluminium usage in the transportation sector, 2022 vs 2027 (million tonnes)	43
4.13	China's share of global aluminium usage in the transport sector across end use, 2022	44
4.14	China: Forecast aluminium usage in transportation by product type, 2022-2027 (000 tonnes)	47
4.15	Rest of Asia Pacific: Aluminium usage in the transportation sector, 2022 vs 2027 (million tonnes)	48
4.16	Rest of Asia Pacific: Forecast aluminium usage in transportation by product type, 2022-2027 (000 tonnes)	52
4.17	Middle East & Africa: aluminium usage in the transportation sector, 2022 vs 2027 (000 tonnes)	53
4.18	Middle East & Africa: Forecast aluminium usage in transportation by product type, 2022-2027 (000 tonnes)	56

THINK ALUMINIUM THINK ALCIRCLE



A VIRTUAL ALUMINIUM ECOSYSTEM



Our Vision

To Service the **Entire Aluminium Ecosystem**

ALCircle Offerings | Single Platform for your Promotional Strategy

News Price Updates Reports Events Directory Interviews Online Marketplace



14 Million hits /
month across
platforms



Readership in all
196 countries



Over 20000
registered users




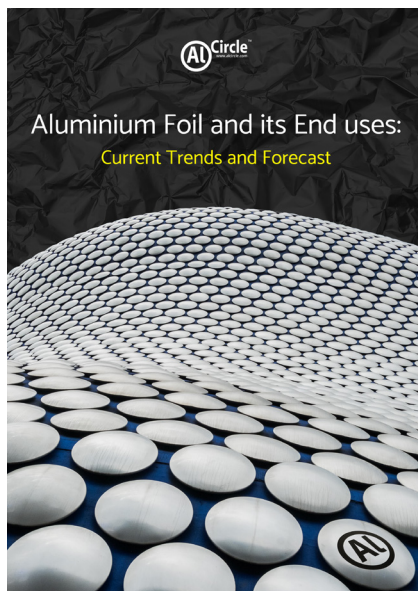
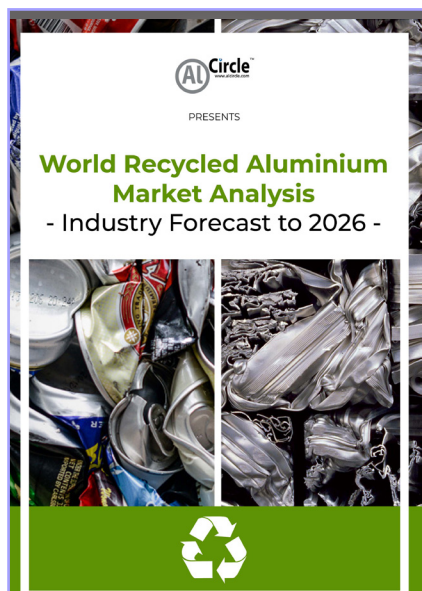
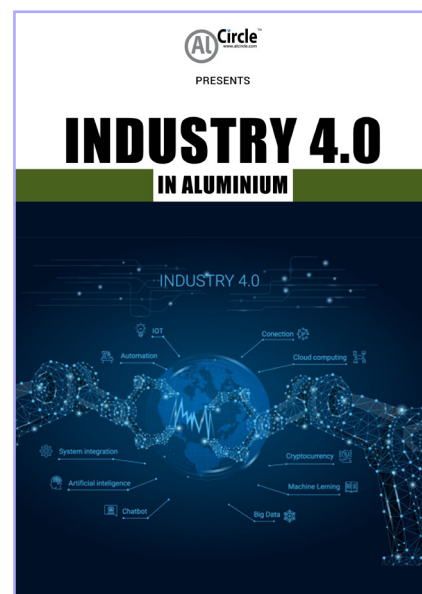
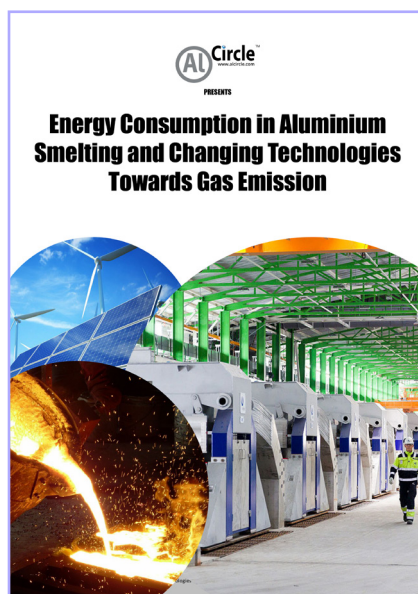
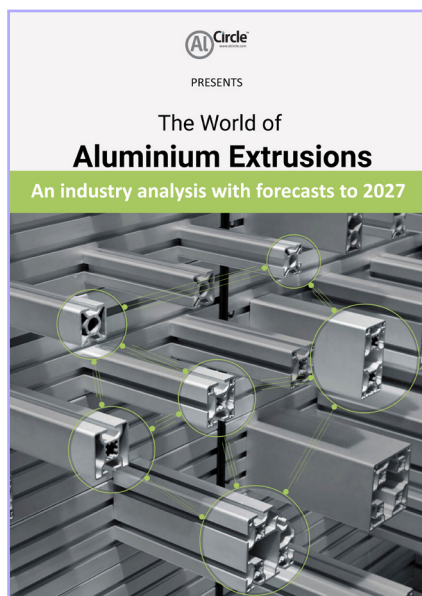
Call : +91 9051666197
Email : info@alcircle.com



Call : +91 7439512079
Email : info@alcirclebiz.com

ALCircle Pte Ltd, 30 Cecil Street, Prudential Tower, Singapore 049712

More from AlCircle Reports





AlCircleBIZ
www.alcirclebiz.com

**CONNECTING
BUSINESSES**



World's 1st global online B2B marketplace for the entire aluminium value chain

FEATURES

► ENQUIRY GENERATION

Any seller can list their products & buyers can connect to specific sellers by sending an enquiry against listed products

► BUSINESS LEADS

Both sellers and buyers can post business leads for any specific requirements & can choose to respond to other business leads

► MY BIZ

Exclusive positioning to showcase your brand, a customized space for with all the advanced features to promote your products

► SURPLUS

If you have any unused assets or used equipment /machinery and want to sell it, you can get verified leads from potential customers.

WHY CHOOSE US?



Trusted platform, safe & secure, easy to use



40+ years of Experience in Global Aluminium Industry



Reduced carbon footprint for your business



50K+ Exclusive Database



Customized Marketing Strategy to find buyers



Get business leads and enquiries directly in your inbox, no commission

600+

GLOBAL SELLERS

2500+

LIVE PRODUCT LISTINGS

300+

ACTIVE BUSINESS LEADS

Registration on AlCircleBiz is FREE for all Sellers & Buyers



info@alcirclebiz.com



+91-7439512079



SCAN QR CODE TO VISIT WEBSITE