




PRESENTS

# The World of **Aluminium Extrusions**

An industry analysis with forecasts to 2027

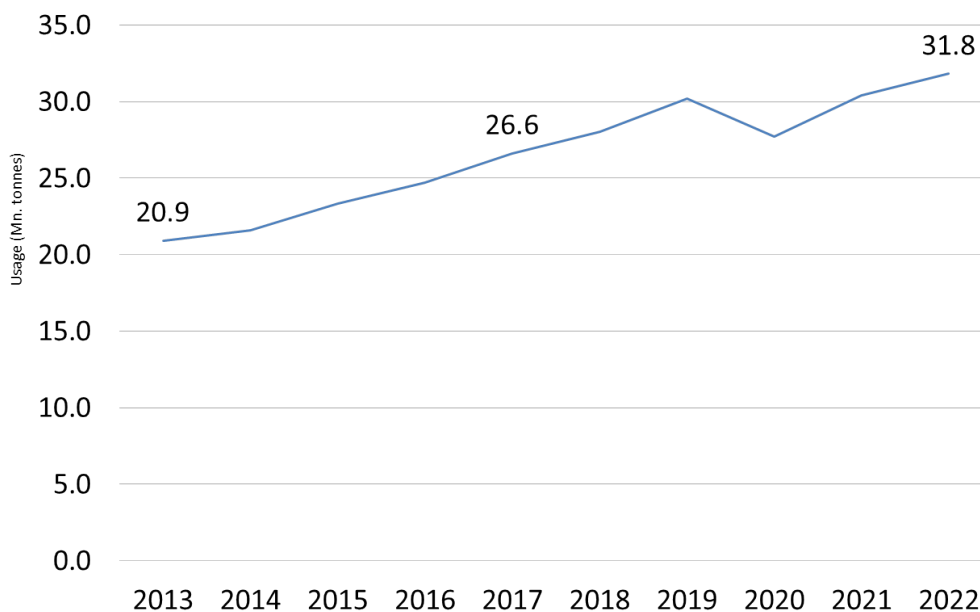


# IV. World Aluminium Extrusions Usage and Forecast by Regions

## 4.1 Overview

Global aluminium extrusions usage is estimated at 31.8 million tonnes in 2022. The global market for aluminium extrusions that witnessed continuous growth during the past decade declined in 2020 due to the covid pandemic and the ensuing lock-downs. However, the demand recovered swiftly in 2021 and reached the pre-covid levels. While the unwinding of pent-up demand is further expected in some of the key end-use sectors, including the building & construction sector, over the next few years, fresh demand for extruded products is likely to arise from growing appetite for electric and lighter vehicles across the globe and increased investments in new energy capacities such as the solar power.

**Figure 4.1: World aluminium extrusions usage trend, 2013-2022 (Mn. tonnes)**



*Source: AlCircle research estimate*

The Chinese market for extrusions played a pivotal role in driving the global demand for aluminium extrusion during the last two decades. The country now accounts for about 66% of the global aluminium extrusions usage. Rapid economic growth, which drove the infrastructure, building & construction sector, was the key to extrusions market expansion in China. Despite an anticipated slowdown in the Chinese economy and the building and construction sector, the country's share for aluminium extrusions market is expected to increase to about 68% by 2027. European market for extrusions now accounts for about 12% of the global market. Geo-political tensions in the European region are likely to deter the growth in extrusions market and the region's share of global extrusions share is expected to slip to 10% by 2027.

**Table 4.1: World aluminium extrusions usage and forecast by region, 2021-2027 (000 tonnes)**

	2021 (est.)	2022 (est.)	2027 (f)	CAGR (%) 2022-2027
North America	2,470	2,537	2,780	1.8
South America	705	722	830	2.8
Europe	3,595	3,638	3,930	1.6
China	19,840	20,931	25,960	4.4
Rest of Asia Pacific	2,420	2,563	3,255	4.9
Middle East & Africa	1,370	1,411	1,625	2.9
<b>World total</b>	<b>30,400</b>	<b>31,802</b>	<b>38,380</b>	<b>3.8</b>

*Note: Totals may not add up due to rounding off*

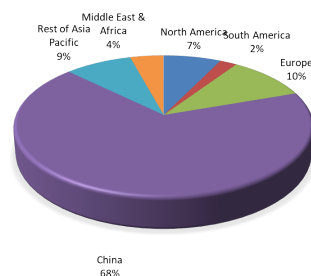
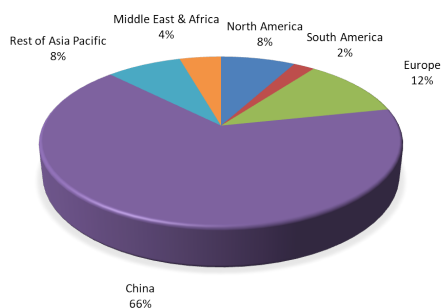
*Source: AICircle research estimate*

North America and the rest of Asia Pacific (ex. China) account for about 8% of the market each. The share of North American region is expected to decline, while that of the Rest of Asia Pacific region is expected to increase marginally during the forecast period. Construction projects in developing nations and the fast-developing EV market will be the key to development of extrusions market in the coming years.

**Figure 4.2: World aluminium extrusions usage, 2022 vs 2027**

**Usage 2022: 31.8 million tonnes**

**Usage 2027: 38.4 million tonnes**



*Source: AICircle research estimate*



Global **Aluminium** Industry Reports

AVAILABLE AT

Exclusive offers

GET DETAILS



## SPECIAL PRICES ON INDUSTRY REPORTS

Exclusive offers now starting at just \$499



Global Aluminium Industry Outlook 2022	<del>800 USD</del>	<b>499 USD</b>
Aluminium Dross Processing	<del>700 USD</del>	<b>499 USD</b>
Outlook 2022 + Dross Processing	<del>1500 USD</del>	<b>899 USD</b>
Outlook 2022 + Dross Processing + Recycled Aluminium Forecast to 2026	<del>2300 USD</del>	<b>1199 USD</b>

Grab the Deal

For any queries, you may get in touch with us at: [enquiry@alcircle.com](mailto:enquiry@alcircle.com)



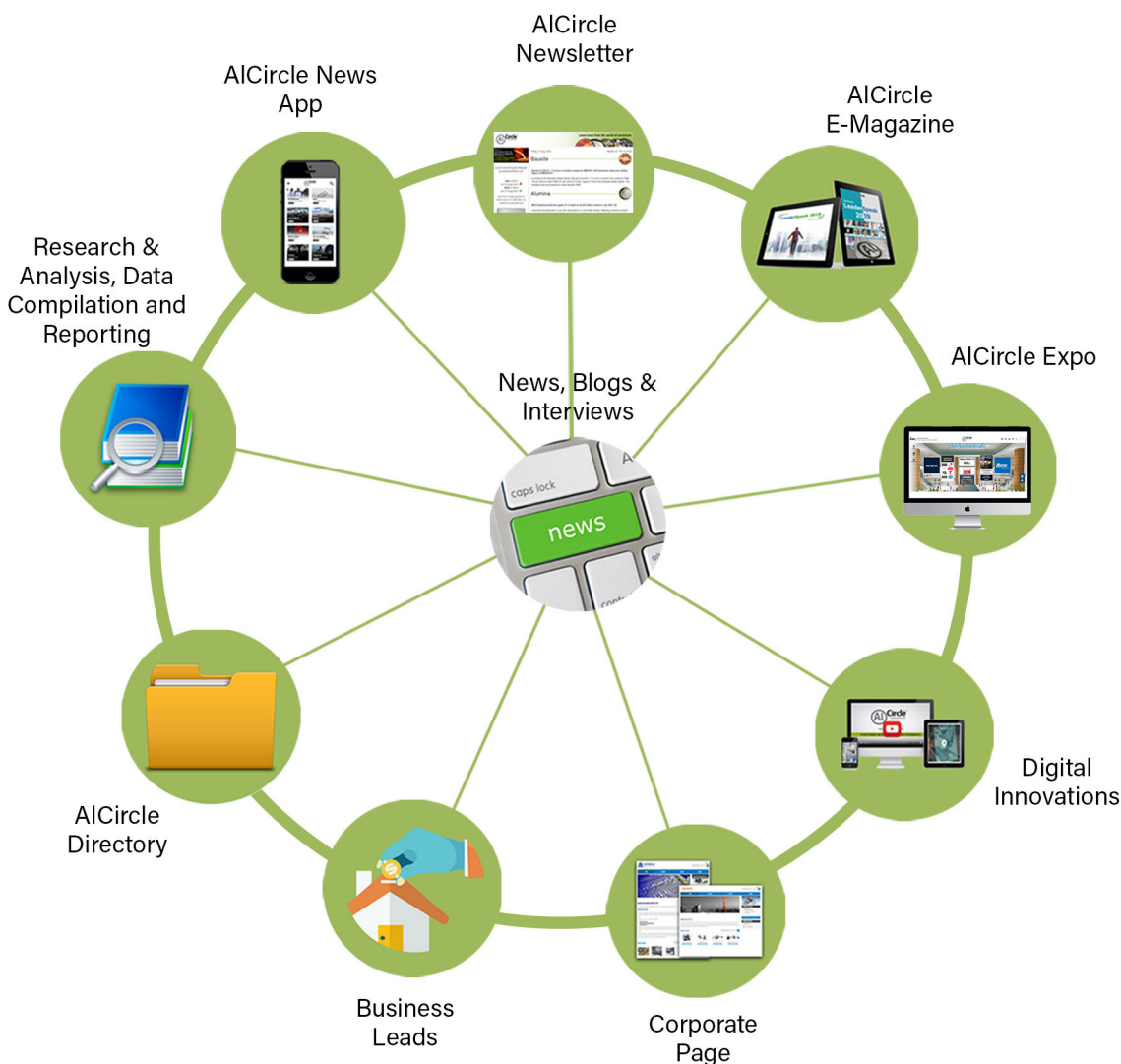
Limited period offer

# A Virtual Aluminium Ecosystem

## What is AlCircle?



- ✓ A top exclusive aluminium based web portal
- ✓ Your business decision enabler
- ✓ Provider of high quality news to its readers
- ✓ A platform for effective targeted promotion of businesses
- ✓ A knowledge solution provider to corporates



Reach in

**196**

countries

More than

**10 million**


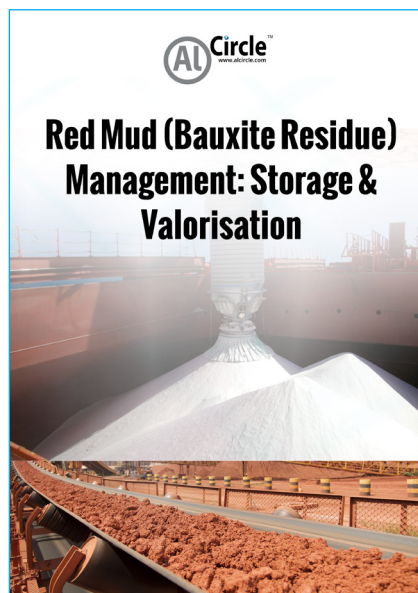
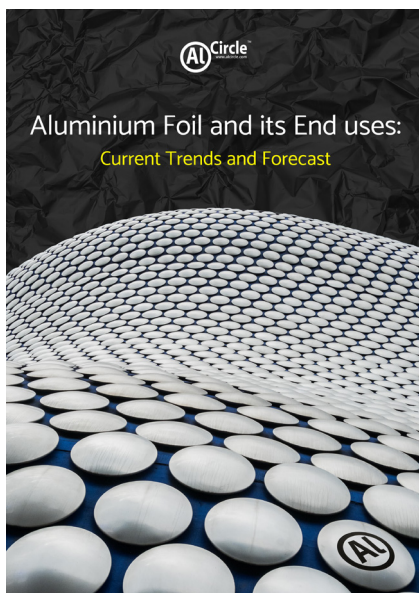
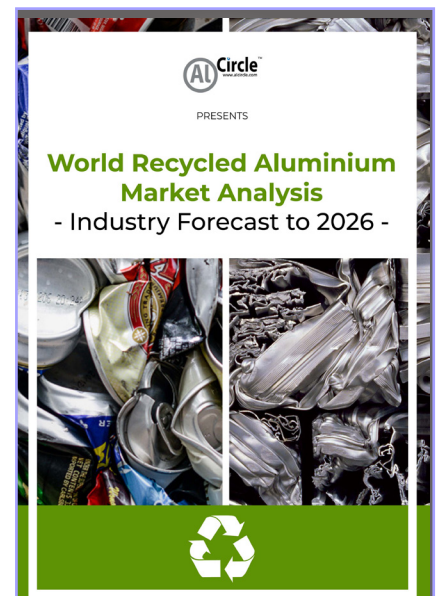

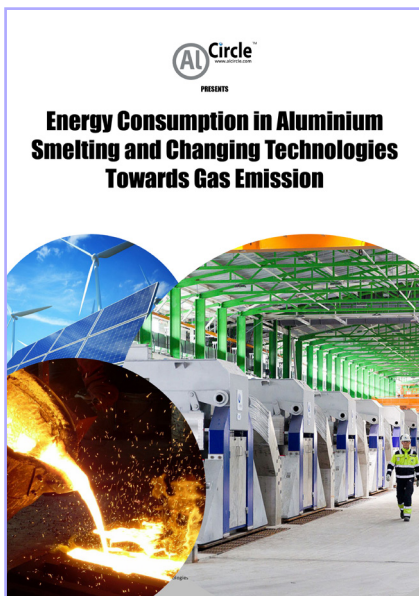
hits per month

Global Alexa Rank

**69560**

## Think Aluminium Think AlCircle

# More from AlCircle Reports





## World's 1st global online B2B marketplace for the entire aluminium value chain

### FEATURES

► **ENQUIRY GENERATION**

Any seller can list their products & buyers can connect to specific sellers by sending an enquiry against listed products

► **BUSINESS LEADS**

Both sellers and buyers can post business leads for any specific requirements & can choose to respond to other business leads

► **MY BIZ**

Exclusive positioning to showcase your brand, a customized space for with all the advanced features to promote your products

► **SURPLUS**

If you have any unused assets or used equipment /machinery and want to sell it, you can get verified leads from potential customers.

### WHY CHOOSE US?



Trusted platform, safe & secure, easy to use



40+ years of Experience in Global Aluminium Industry



Reduced carbon footprint for your business



50K+ Exclusive Database



Customized Marketing Strategy to find buyers



Get business leads and enquiries directly in your inbox, no commission

**500+**

GLOBAL SELLERS

**2200+**

LIVE PRODUCT LISTINGS

**300+**

ACTIVE BUSINESS LEADS

Registration on AlCircleBiz is FREE for all Sellers & Buyers

