




PRESENTS

# The World of **Aluminium Extrusions**

An industry analysis with forecasts to 2027



# Table of Contents

	<b>Executive Summary</b>	<b>08</b>
E.1	World aluminium extrusions capacity and production	09
E.2	World aluminium extrusions usage across regions	09
E.3	World aluminium extrusion usage by end use sectors	10
<b>I</b>	<b>Introduction</b>	<b>11</b>
1.1	Report coverage	11
1.2	Approach to the study	12
1.3	Abbreviations	12
<b>II</b>	<b>World aluminium usage - An overview</b>	<b>13</b>
2.1	Primary aluminium production	14
2.2	World aluminium usage across regions	14
2.3	World aluminium usage by product groups	15
2.4	World aluminium usage by end-use sectors	16
2.5	Aluminium recycling	17
<b>III</b>	<b>Aluminium Extrusion Technology and Applications</b>	<b>18</b>
3.1	Extrusion process	18
3.2	Extrusion alloys	19
3.3	Applications of aluminium	19
3.4	Industry trends and developments	21
<b>IV</b>	<b>World Aluminium Extrusions Usage and Forecast Across Regions</b>	<b>22</b>
4.1	Overview	22
4.2	North America: Aluminium extrusions	25
4.2.1	Capacity and production	25
4.2.2	Aluminium extrusions usage & forecast to 2027	26
4.3	South America: Aluminium extrusions	30
4.3.1	Capacity and production	30
4.3.2	Aluminium extrusions usage & forecast to 2027	31

4.4	Europe: Aluminium extrusions	33
4.4.1	Capacity and production	33
4.4.2	Aluminium extrusions usage & forecast to 2027	35
4.5	China: Aluminium extrusions	39
4.5.1	Capacity and production	39
4.5.2	Aluminium extrusions usage & forecast to 2027	40
4.6	Rest of Asia Pacific: Aluminium extrusions	43
4.6.1	Capacity and production	43
4.6.2	Aluminium extrusions usage & forecast to 2027	45
4.7	Middle East & Africa: Aluminium extrusions	48
4.7.1	Capacity and production	48
4.7.2	Aluminium extrusions usage & forecast to 2027	49
<b>V</b>	<b>Aluminium Extrusions Usage and Forecast by End use Sectors</b>	<b>51</b>
5.1	Overview	51
5.2	Transportation sector	52
5.3	Building & construction sector	56
5.4	Electrical & electronics sector	58
5.5	Industrial sector	60
5.6	Consumer durables	62
5.7	Defence & other applications	62
<b>VI</b>	<b>Aluminium extrusions - Trade dynamics</b>	<b>64</b>
6.1	Overview	64
6.2	Regional trade analysis	65
<b>VII</b>	<b>Conclusion</b>	<b>68</b>

## List of Figures

E.1	World aluminium extrusions usage, 2022-2027 (000 tonnes)	<b>08</b>
E.2	World aluminium extrusions capacity across regions, 2021	09
E.3	World aluminium extrusions usage across regions, 2022 vs 2027	10
E.4	World aluminium extrusions usage by end-use, 2022 vs 2027	10
2.1	World aluminium usage, 2020-2022 (000 tonnes)	<b>13</b>
2.2	Primary aluminium production trends, 2011-2022 (million tonnes)	14
2.3	World aluminium usage by product types, 2022 (%)	15
2.4	World aluminium usage by end-use sectors, 2022 (%)	16
2.5	World recycled aluminium usage, 2022 (%)	<b>17</b>
3.1	Aluminium Extrusion: Process flow	18
4.1	World aluminium extrusions usage trend, 2013-2022 (million tonnes)	22
4.2	World aluminium extrusions usage, 2022 vs 2027	23
4.3	North America: Forecast of aluminium extrusions usage by end-use sectors, 2022 vs 2027 (000 tonnes)	27
4.4	North America: Production of cars and commercial vehicles, 2007-2021 (million. units.)	28
4.5	USA: New electric car sales (BEV and PHEV), 2010-2021 (000 units)	<b>28</b>
4.6	USA: Metal windows and door production value, 2018-2020 (US\$ billion)	29
4.7	South America: Forecast of aluminium extrusions usage by end-use sectors, 2022 vs 2027 (000 tonnes)	32
4.8	Europe: Forecast of aluminium extrusions usage by end-use sectors, 2022 vs 2027 (000 tonnes)	36
4.9	EU28: Vehicle production in select countries, 2022 (million units)	36
4.10	Aluminium windows & doors: Production value in EU, 2016-2020 (€ billion)	<b>37</b>
4.11	Aluminium windows & doors: Major producing countries (% share of production value), 2020	38
4.12	China: Forecast of aluminium extrusions usage by end-use sectors, 2022 vs 2027 (million tonnes)	41
4.13	China: Production of cars & commercial vehicles, 2003-2021 (million units)	42
4.14	Rest of Asia Pacific: Forecast of aluminium extrusions usage by end-use sectors, 2022 vs 2027 (million tonnes)	46
4.15	Production of cars & commercial vehicles in the Rest of the Asia Pacific region, 2019-2021 (million units)	46



5.1	Forecast of world aluminium extrusions usage by end-user sectors, 2022 vs 2027	<b>51</b>
5.2	Transportation sector: Aluminium extrusions usage by region, 2022 vs 2027	52
5.3	Aluminium content in aircraft, (% weight)	55
5.4	Building & construction sector: Aluminium extrusions usage by region, 2022 vs 2027	57
5.5	Electrical & electronics sector: Aluminium extrusions usage by region, 2022 vs 2027	<b>59</b>
5.6	Industrial sector: Aluminium extrusions usage by region, 2022 vs 2027	60
5.7	Consumer durables sector: Aluminium extrusions usage by region, 2022 vs 2027	62
5.8	Defence & other applications: Aluminium extrusions usage by region, 2022 vs 2027	63
6.1	Trend in world aluminium extrusions trade, 2011-2021 (US\$ billion)	<b>64</b>
6.2	World aluminium extrusions trade by product category, 2021	65
6.3	World aluminium extrusions: Region-wise total trade, 2021	65

## List of Tables

2.1	World aluminium usage across regions, 2022 (e)	<b>14</b>
3.1	Transportation: Select applications of aluminium	20
3.2	Building & Construction: Select applications of aluminium	20
3.3	Electrical & electronics: Select applications of aluminium	20
3.4	Industrial: Select applications of aluminium	<b>21</b>
3.5	Consumer durables: Select applications of aluminium	21
3.6	Aluminium extrusions: Commonly used alloys	19
4.1	World aluminium extrusions usage and forecast by region, 2021-2027 (000 tonnes)	23
4.2	Select major aluminium extrusion companies across the world	<b>24</b>
4.3	North America: Major aluminium extruders, (000 TPA)	25
4.4	North America: Forecast of aluminium extrusions usage, 2021-2027 (000 tonnes)	26
4.5	North America: Forecast of aluminium extrusions usage by end-use sectors, 2021-2027 (000 tonnes)	27
4.6	Tesla car production & deliveries – worldwide, 2019-2021 (Nos.)	29
4.7	South America: Major aluminium extruders across countries, (000 TPA)	31
4.8	South America: Forecast of aluminium extrusions usage, 2021-2027 (000 tonnes)	31
4.9	South America: Forecast of aluminium extrusions usage by end-use sectors, 2021-2027 (000 tonnes)	32
4.10	Automobile production in South America, 2020-2022 (Nos.)	33
4.11	Europe: Major aluminium extruders across select countries	34
4.12	Europe: Forecast of aluminium extrusions usage, 2021-2027 (000 tonnes)	35
4.13	Europe: Forecast of aluminium extrusions usage by end-use sectors, 2021-2027 (000 tonnes)	35
4.14	EU27: Top solar PV markets prospects, 2021-2025	39
4.15	China: Major aluminium extruders, (000 TPA)	40
4.16	China: Forecast of aluminium extrusions usage, 2021-2027 (000 tonnes)	40
4.17	China: Forecast of aluminium extrusions usage by end-use sectors, 2021-2027 (000 tonnes)	41

4.18	Rest of Asia Pacific: Major aluminium extruders, (000 TPA)	<b>44</b>
4.19	Rest of Asia Pacific: Forecast of aluminium extrusions usage, 2021-2027 (000 tonnes)	45
4.20	Rest of Asia Pacific: Forecast of aluminium extrusions usage by end-use sectors, 2021-2027 (000 tonnes)	45
4.21	Middle East & Africa: Major aluminium extruders, (000 TPA)	48
4.22	Middle East & Africa: Forecast of aluminium extrusions usage, 2021-2027 (000 tonnes)	<b>49</b>
4.23	Middle East & Africa: Forecast of aluminium extrusions usage by end-use sectors, 2021-2027 (000 tonnes)	49
5.1	Forecast of world aluminium extrusions usage by end-use sectors, 2021-2027 (000 tonnes)	51
5.2	Transportation sector: Forecast of aluminium extrusions usage, 2021-2027 (000 tonnes)	52
5.3	Building & construction sector: Forecast of aluminium extrusions usage, 2021-2027 (000 tonnes)	<b>56</b>
5.4	Electrical & electronics sector: Forecast of aluminium extrusions usage, 2021-2027 (000 tonnes)	59
5.5	Industrial sector: Forecast of aluminium extrusions usage, 2021-2027 (000 tonnes)	60
5.6	Consumer durables sector: Forecast of aluminium extrusions usage, 2021-2027 (000 tonnes)	62
5.7	Defence & other applications: Forecast of aluminium extrusions usage, 2021-2027 (000 tonnes)	62
6.1	Aluminium extrusions: Top importing countries, 2021	66
6.2	Aluminium extrusions: Top exporting countries, 2021	67



## Global **Aluminium** Industry Reports

AVAILABLE AT

Exclusive offers

GET DETAILS



## SPECIAL PRICES ON INDUSTRY REPORTS

Exclusive offers now starting at just \$499



Global Aluminium Industry Outlook 2022	<del>800 USD</del>	<b>499 USD</b>
Aluminium Dross Processing	<del>700 USD</del>	<b>499 USD</b>
Outlook 2022 + Dross Processing	<del>1500 USD</del>	<b>899 USD</b>
Outlook 2022 + Dross Processing + Recycled Aluminium Forecast to 2026	<del>2300 USD</del>	<b>1199 USD</b>

Grab the Deal

For any queries, you may get in touch with us at: [enquiry@alcircle.com](mailto:enquiry@alcircle.com)



Limited period offer



# A Virtual Aluminium Ecosystem

## What is AlCircle?

- ✓ A top exclusive aluminium based web portal
- ✓ Your business decision enabler
- ✓ Provider of high quality news to its readers
- ✓ A platform for effective targeted promotion of businesses
- ✓ A knowledge solution provider to corporates

Reach in

**196**

countries

More than

**10 million**

hits per month

Global Alexa Rank

**69560**


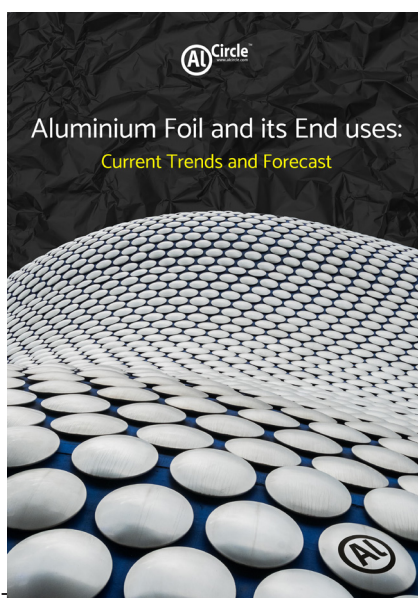

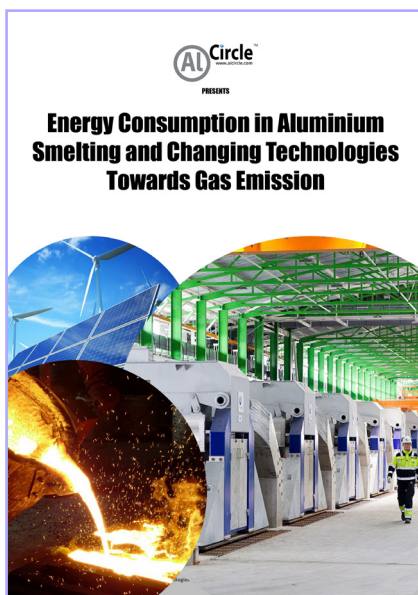


## Think Aluminium Think AlCircle





# More from AlCircle Reports





## World's 1st global online B2B marketplace for the entire aluminium value chain

### FEATURES

#### ► ENQUIRY GENERATION

Any seller can list their products & buyers can connect to specific sellers by sending an enquiry against listed products

#### ► BUSINESS LEADS

Both sellers and buyers can post business leads for any specific requirements & can choose to respond to other business leads

#### ► MY BIZ

Exclusive positioning to showcase your brand, a customized space for with all the advanced features to promote your products

#### ► SURPLUS

If you have any unused assets or used equipment /machinery and want to sell it, you can get verified leads from potential customers.

### WHY CHOOSE US?



Trusted platform, safe & secure, easy to use



40+ years of Experience in Global Aluminium Industry



Reduced carbon footprint for your business



50K+ Exclusive Database



Customized Marketing Strategy to find buyers



Get business leads and enquiries directly in your inbox, no commission

**500+**

GLOBAL SELLERS

**2200+**

LIVE PRODUCT LISTINGS

**300+**

ACTIVE BUSINESS LEADS

Registration on AlCircleBiz is FREE for all Sellers & Buyers

